REV	DESCRIPTION	DESIGN	DATE
A0	NEW RELEASE	Wudanping	2016/04/10
A1	Adjust flatness	Jiangjianyin	2020/06/18

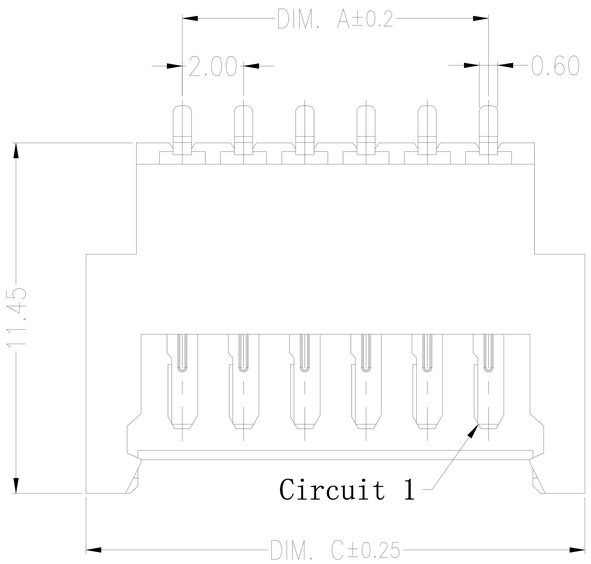

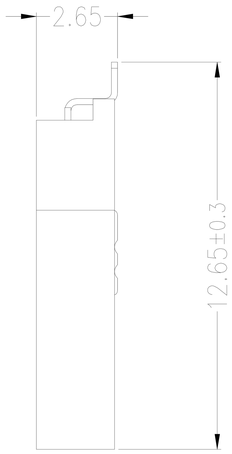

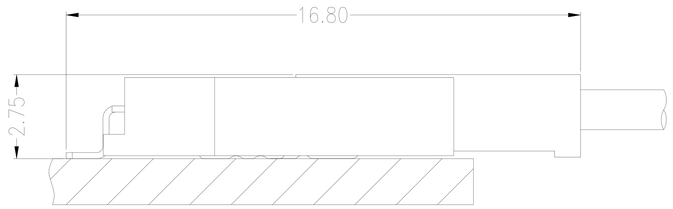

Assembly Layout

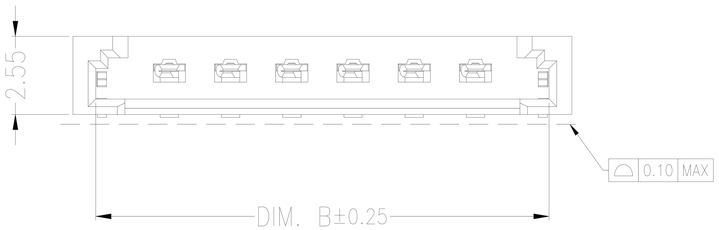

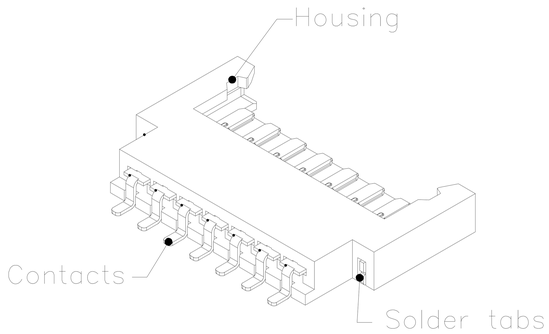

3D VIEWS

Specifications:
Contact resistance:≤20mΩ
Insulation resistance:≥1000MΩ
Rated voltage:125V AC DC
Rated current:2.0A AC DC
Withstand voltage:500V AC/minute
Temperature range:-40℃～ +120℃
Housing:LCP,UL94V-0,Natural
Contacts:PhosphorBronze/Matte Sn
Solder tabs:Brass/Matte Sn

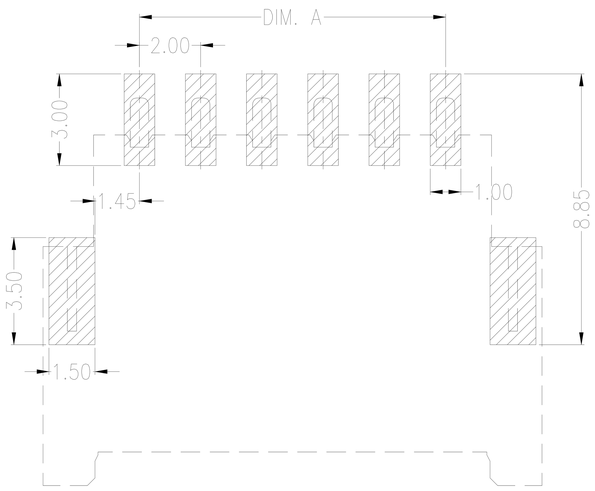

SUGGESTED PCB LAYOUT

Circuits	Dimensions(mm)		
	DIM.A	DIM.B	DIM.C
02	2.00	6.80	8.30
03	4.00	8.80	10.30
04	6.00	10.80	12.30
05	8.00	12.80	14.30
06	10.00	14.80	16.30
07	12.00	16.80	18.30
08	14.00	18.80	20.30

紅焱電子有限公司

GENERAL TOLERANCE	
X. ±0.50	X. ±5°
X.X ±0.30	X.X ±2°
X.XX ±0.20	X.XX ±1°
	UNITS: mm

USE: CUSTOMER
APPD: Shaojinghe
CHKD: Zenglingqing
DR: Jiangjianyin

TITLE: 2.00mmPITCH 90°WAFER SMT TYPE
PART NO.: A2007AWR-NP
DWG NO.:
SCALE 1 : 1
SHEET 1 / 1