| REV | DESCRIPTION | DESIGN | DATE |
|---|---|---|---|
| A0 | NEW RELEASE | Wudanping | 2016/05/18 |
| A1 | Adjust flatness | Jiangjianyin | 2020/06/18 |

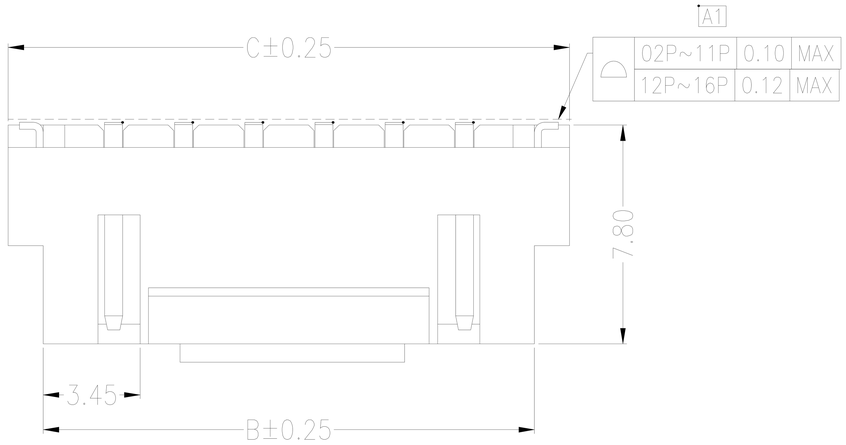


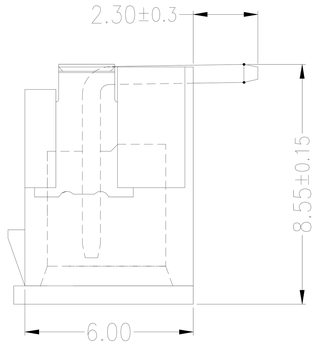


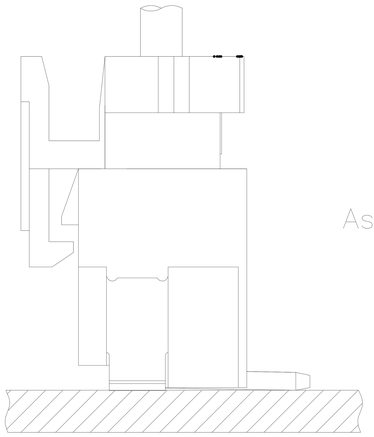

Assembly Layout

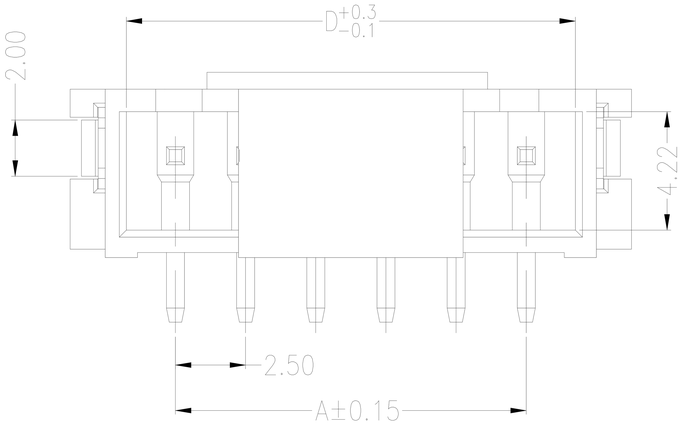


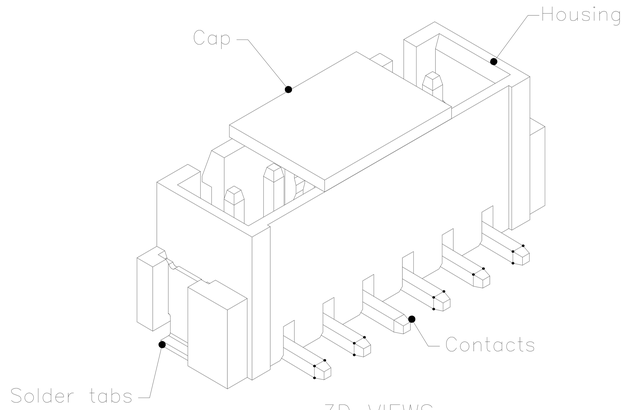


3D VIEWS

Specifications:

Contact resistance:≤20mΩ
Insulation resistance:≥1000MΩ
Rated voltage:250V AC DC
Rated current:3.0A AC DC
Withstand voltage:1000V AC/minute
Temperature range:−25℃～ +105℃
Housing:LCP,UL94V−0,Natural
Cap:LCP,UL94V−0,Natural
Contacts:Brass/Sn
Solder tabs:PhosphorBronze/Sn

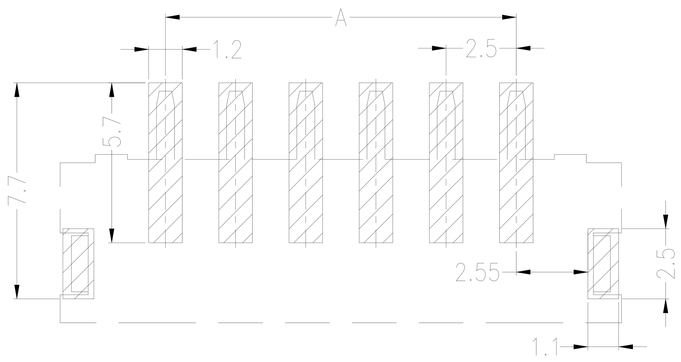


SUGGESTED PCB LAYOUT

| Circuit | Dimensions(mm) | | | |
|---|---|---|---|---|
| | DIM.A | DIM.B | DIM.C | DIM.D |
| 02 | 2.50 | 7.50 | 10.00 | 6.00 |
| 03 | 5.00 | 10.00 | 12.50 | 8.50 |
| 04 | 7.50 | 12.50 | 15.00 | 11.00 |
| 05 | 10.00 | 15.00 | 17.50 | 13.50 |
| 06 | 12.50 | 17.50 | 20.00 | 16.00 |
| 07 | 15.00 | 20.00 | 22.50 | 18.50 |
| 08 | 17.50 | 22.50 | 25.00 | 21.00 |
| 09 | 20.00 | 25.00 | 27.50 | 23.50 |
| 10 | 22.50 | 27.50 | 30.00 | 26.00 |
| 11 | 25.00 | 30.00 | 32.50 | 28.50 |
| 12 | 27.50 | 32.50 | 35.00 | 31.00 |
| 13 | 30.00 | 35.00 | 37.50 | 33.50 |
| 14 | 32.50 | 37.50 | 40.00 | 36.00 |
| 15 | 35.00 | 40.00 | 42.50 | 38.50 |
| 16 | 37.50 | 42.50 | 45.00 | 41.00 |

紅焱電子有限公司

| GENERAL TOLERANCE | | | |
|---|---|---|---|
| X. | ±0.50 | X. | ±5° |
| X.X | ±0.30 | X.X | ±2° |
| X.XX | ±0.20 | X.XX | ±1° |
| | | UNITS: | mm |

USE: CUSTOMER
APPD: Shaojinghe
CHKD: Zenglingqing
DR: Jiangjianyin

TITLE: 2.50mmPITCH 180°WAFER SMT TYPE
PART NO.: A2502AWV-NP
DWG NO.:
SCALE 1 : 1
SHEET 1 / 1

| REV | DESCRIPTION | DESIGN | DATE |
|---|---|---|---|
| A0 | NEW RELEASE | Wudanping | 2017/03/23 |
| A1 | Adjust flatness | Jiangjianyin | 2020/06/18 |

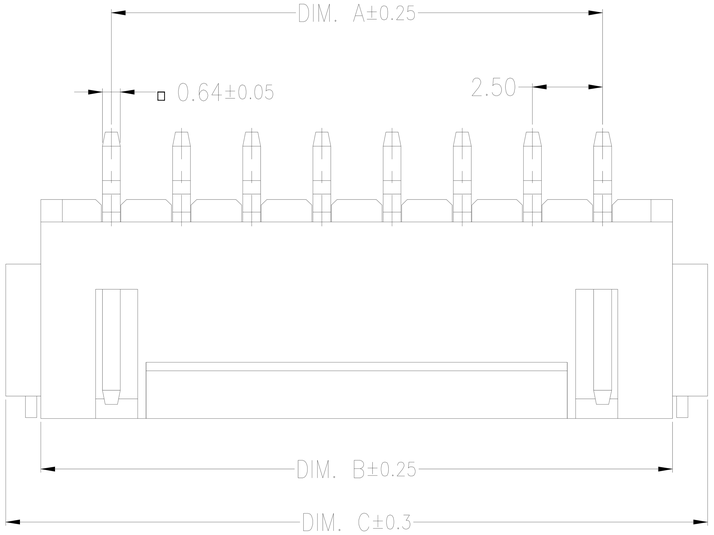


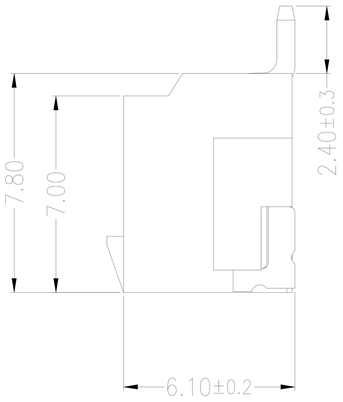


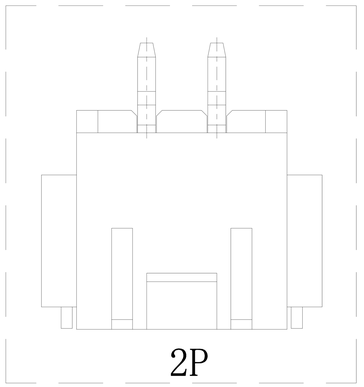


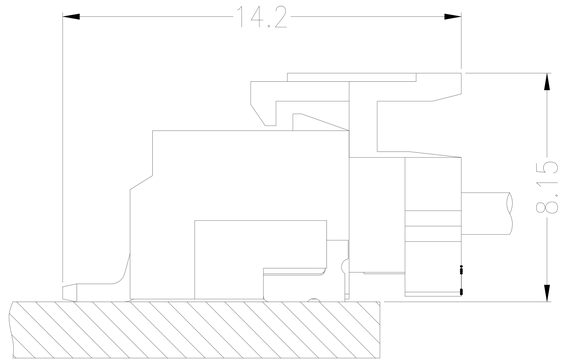


Assembly Layout

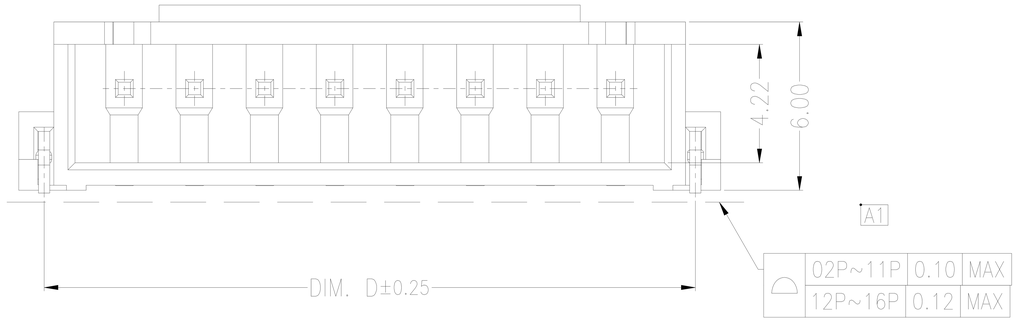


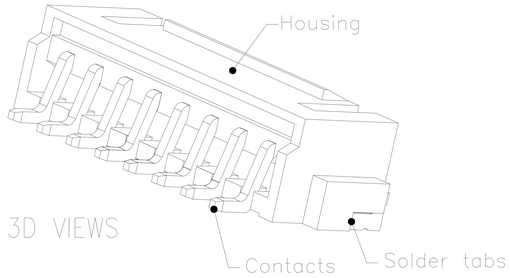


3D VIEWS

Specifications:
Contact resistance:≤20mΩ
Insulation resistance:≥1000MΩ
Rated voltage:250V AC DC
Rated current:3.0A AC DC
Withstand voltage:1000V AC/minute
Temperature range:-25℃～ +105℃
Housing:LCP,UL94V-0,Natural
Contacts:Brass/Sn
Solder tabs:Brass/Sn

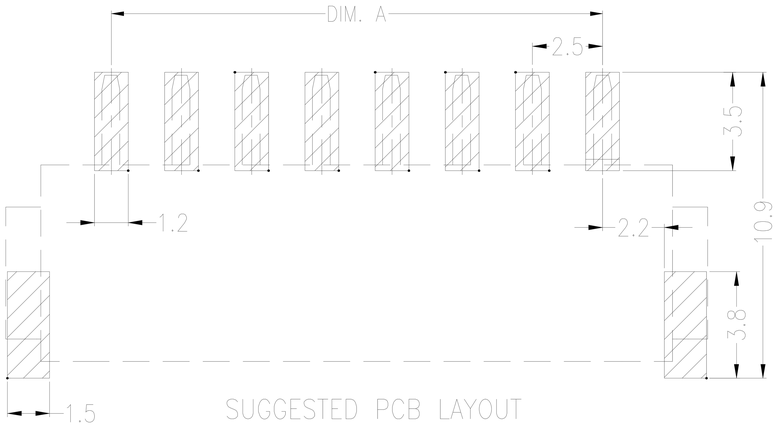


SUGGESTED PCB LAYOUT

| Circuit | Dimensions(mm) | | | |
|---|---|---|---|---|
| | DIM.A | DIM.B | DIM.C | DIM.D |
| 02 | 2.50 | 7.50 | 10.00 | 8.20 |
| 03 | 5.00 | 10.00 | 12.50 | 10.70 |
| 04 | 7.50 | 12.50 | 15.00 | 13.20 |
| 05 | 10.00 | 15.00 | 17.50 | 15.70 |
| 06 | 12.50 | 17.50 | 20.00 | 18.20 |
| 07 | 15.00 | 20.00 | 22.50 | 20.70 |
| 08 | 17.50 | 22.50 | 25.00 | 23.20 |
| 09 | 20.00 | 25.00 | 27.50 | 25.70 |
| 10 | 22.50 | 27.50 | 30.00 | 28.20 |
| 11 | 25.00 | 30.00 | 32.50 | 30.70 |
| 12 | 27.50 | 32.50 | 35.00 | 33.20 |
| 13 | 30.00 | 35.00 | 37.50 | 35.70 |
| 14 | 32.50 | 37.50 | 40.00 | 38.20 |
| 15 | 35.00 | 40.00 | 42.50 | 40.70 |
| 16 | 37.50 | 42.50 | 45.00 | 43.20 |

紅焱電子有限公司

| GENERAL TOLERANCE | |
|---|---|
| X. ±0.50 | X. ±5° |
| X.X ±0.30 | X.X ±2° |
| X.XX ±0.20 | X.XX ±1° |
| | UNITS: mm |

USE: CUSTOMER
APPD: Shaojinghe
CHKD: Zenglingqing
DR: Jiangjianyin

TITLE: 2.50mmPITCH 90°WAFER SMT TYPE
PART NO.: A2502AWR-NP
DWG NO.:
SCALE 1 : 1
SHEET 1 / 1