REV	DESCRIPTION	DESIGN	DATE
A0	NEW RELEASE	蒋建银	2018/04/07

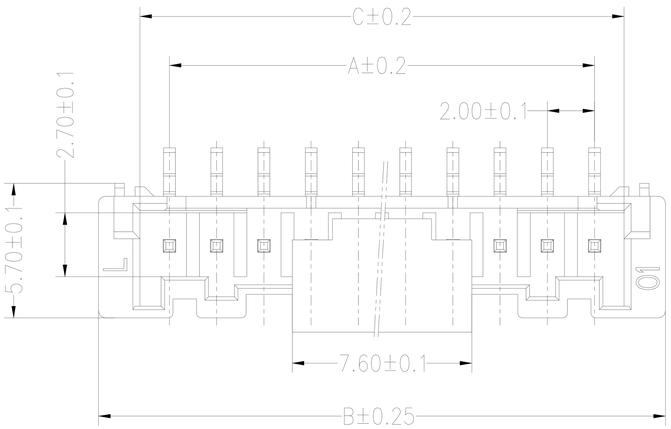

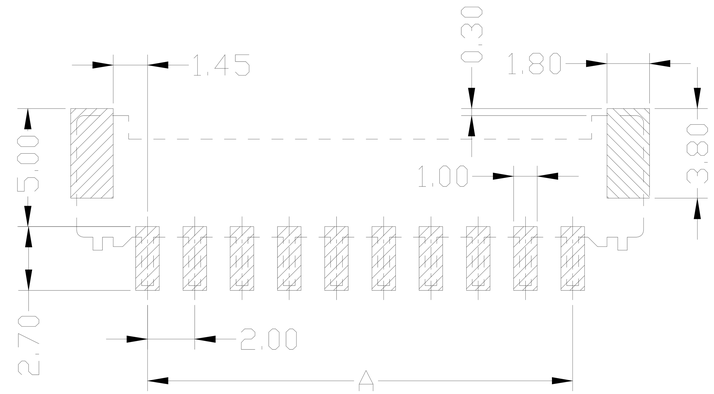

PCB LAYOUT

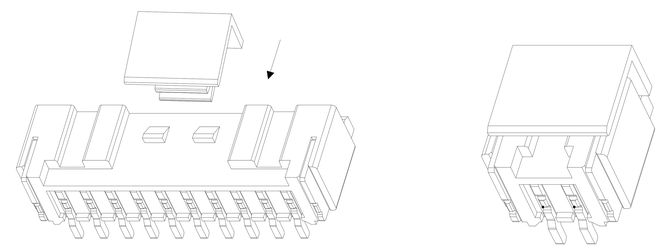

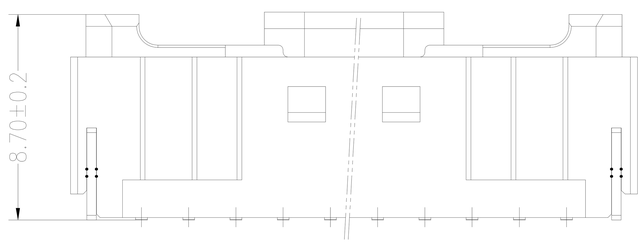

Schematic Diagram of
10、11、12、13、14、15-Hole

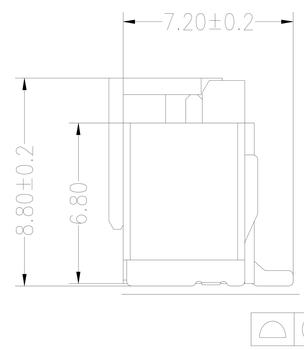

Specifications:
- Poles: 02 to 15
- Contact resistance:≤20mΩ
- Insulation resistance:≥1000MΩ
- Rated voltage:250V AC DC
- Rated current:3.0A AC DC
- Withstand Voltage: 800V AC/minute
- Temperature Range:-25℃～ +85℃
- Housing:PA6T UL94V-0,Natural(Beige)
- CAP:PA6T UL94V-0,Natural(Beige)
- Contacts:Brass/Sn-plated
- Solder Tabs:Brass/Sn-plated

SCALE:2/1

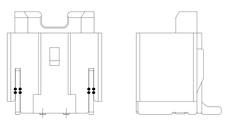

Schematic Diagram
of 2-Hole

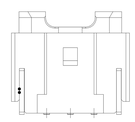

Schematic Diagram
of 3-Hole

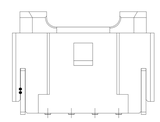

Schematic Diagram
of 4-Hole

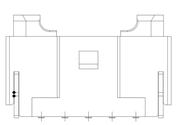

Schematic Diagram
of 5、6-Hole

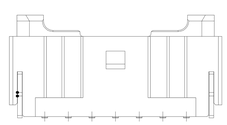

Schematic Diagram of
7、8、9-Hole

PIN.	DIM A	DIM B	DIM C
2pin	2.00	8.00	4.55
3pin	4.00	10.00	6.55
4pin	6.00	12.00	8.55
5pin	8.00	14.00	10.55
6pin	10.00	16.00	12.55
7pin	12.00	18.00	14.55
8pin	14.00	20.00	16.55
9pin	16.00	22.00	18.55
10pin	18.00	24.00	20.55
11pin	20.00	26.00	22.55
12pin	22.00	28.00	24.55
13pin	24.00	30.00	26.55
14pin	26.00	32.00	28.55
15pin	28.00	34.00	30.55

紅焱電子有限公司

GENERAL TOLERANCE			
X.	±0.50	X.	±5°
X.X	±0.30	X.X	±2°
X.XX	±0.20	X.XX	±1°
		UNITS:	mm

USE: CUSTOMER
APPD: 刘振岭
CHKD: 王亮
DR: 蒋建银

TITLE: 2.00mmPITCH 180°WAFER SMT TYPE
PART NO.: A2008AWV-NP
DWG NO.:
SCALE 1 : 1
SHEET 1 / 1

REV	DESCRIPTION	DESIGN	DATE
A0	NEW RELEASE	蒋建银	2018/04/07

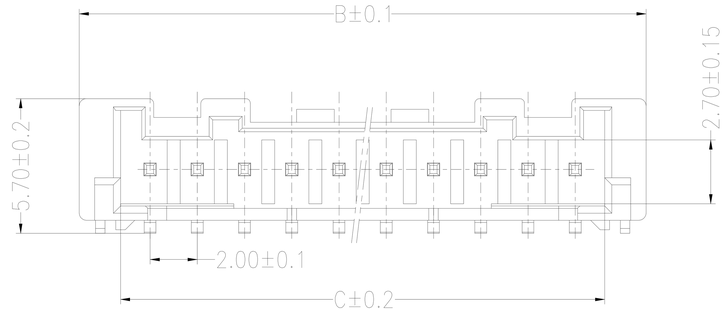

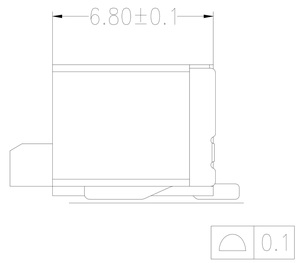

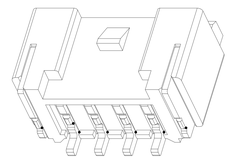

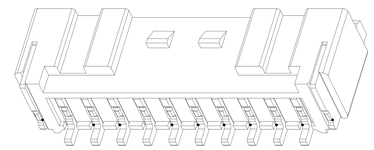

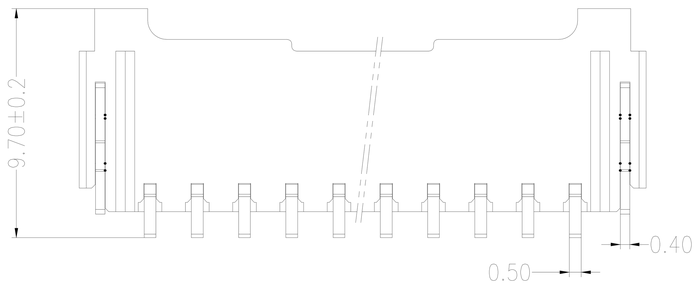

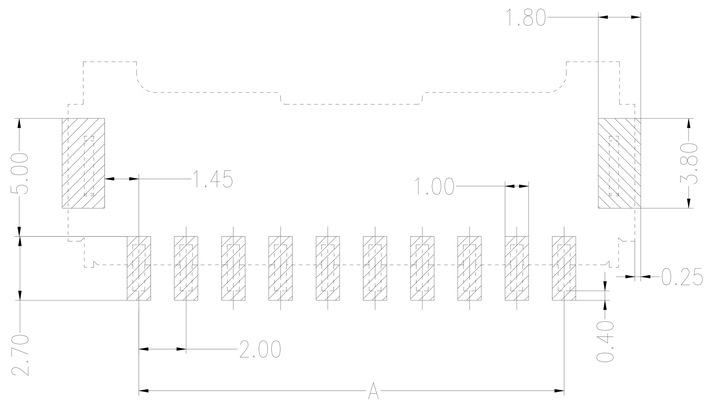

PCB LAYOUT

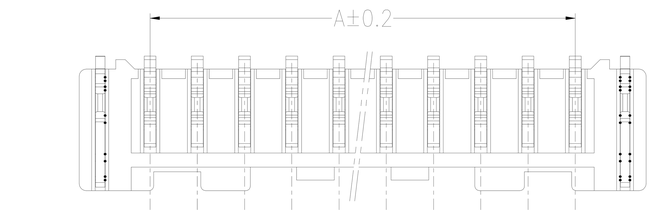

Schematic Diagram of
10、11、12、13、14、15-Hole

Specifications:
Poles: 02 to 15
Contact resistance:≤20mΩ
Insulation resistance:≥1000MΩ
Rated voltage:250V AC DC
Rated current:3.0A AC DC
Withstand Voltage: 800V AC/minute
Temperature Range:-25℃～ +85℃
Housing:PA6T UL94V-0,Natural(Beige)
CAP:PA6T UL94V-0,Natural(Beige)
Contacts:Brass/Sn-plated
Solder Tabs:Brass/Sn-plated

SCALE:2/1

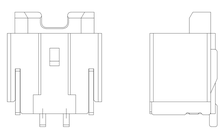

Schematic Diagram
of 2-Hole

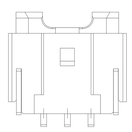

Schematic Diagram
of 3-Hole

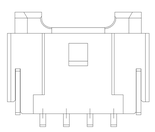

Schematic Diagram
of 4-Hole

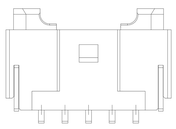

Schematic Diagram
of 5、6-Hole

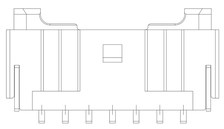

Schematic Diagram of
7、8、9-Hole

PIN.	DIM A	DIM B	DIM C
2pin	2.00	8.00	4.55
3pin	4.00	10.00	6.55
4pin	6.00	12.00	8.55
5pin	8.00	14.00	10.55
6pin	10.00	16.00	12.55
7pin	12.00	18.00	14.55
8pin	14.00	20.00	16.55
9pin	16.00	22.00	18.55
10pin	18.00	24.00	20.55
11pin	20.00	26.00	22.55
12pin	22.00	28.00	24.55
13pin	24.00	30.00	26.55
14pin	26.00	32.00	28.55
15pin	28.00	34.00	30.55

紅焱電子有限公司

GENERAL TOLERANCE			
X.	±0.50	X.	±5°
X.X	±0.30	X.X	±2°
X.XX	±0.20	X.XX	±1°
		UNITS:	mm

USE: CUSTOMER
APPD: 刘振岭
CHKD: 王亮
DR: 蒋建银

TITLE: 2.00mmPITCH 90°WAFER SMT TYPE
PART NO.: A2008AWR-NP
DWG NO.:
SCALE 1 : 1
SHEET 1 / 1