REV	DESCRIPTION	DESIGN	DATE
A0	NEW RELEASE	Zhouxiulong	2017/12/26

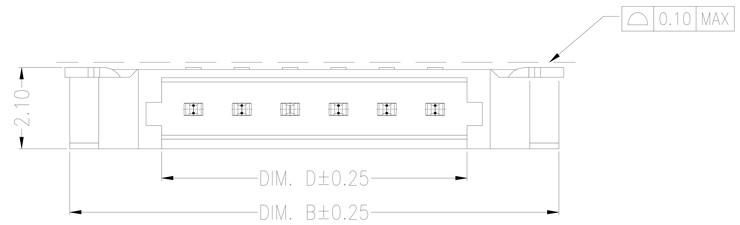

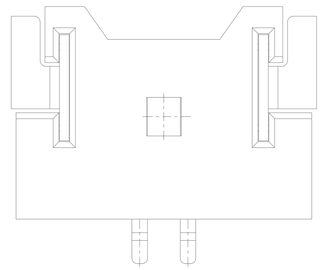

A1254AWR-02

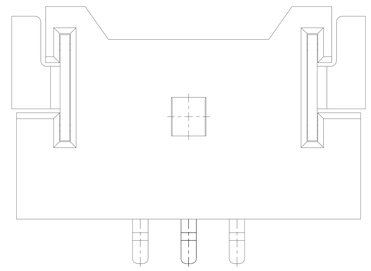

A1254AWR-03

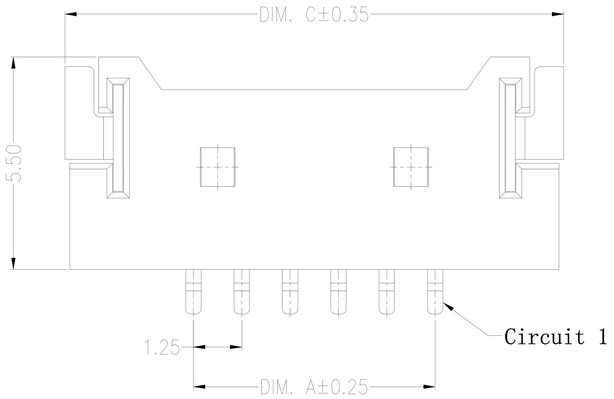

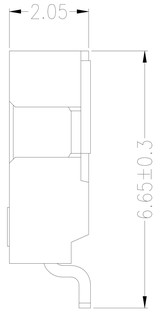

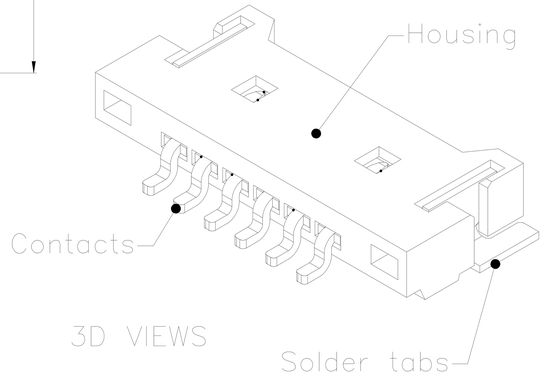

3D VIEWS

Specifications:

Contact resistance:≤20mΩ
Insulation resistance:≥100MΩ
Rated voltage:125V AC DC
Rated current:1.0A AC DC
Withstand voltage:500V AC/minute
Temperature range:-25℃～ +85℃
Housing:LCP UL94V-0,(Natural/Black)
Contacts:Phosphor bronze(Matte Sn/Gold)
Solder tabs:Phosphor bronze(Matte Sn/Gold)

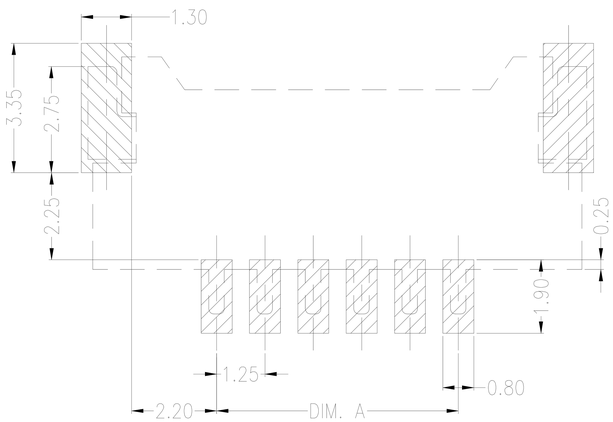

SUGGESTED PCB LAYOUT

Circuits	Dimensions(mm)			
	DIM. A	DIM. B	DIM. C	DIM. D
02	1.25	7.65	7.90	2.90
03	2.50	8.90	9.15	4.15
04	3.75	10.15	10.40	5.40
05	5.00	11.40	11.65	6.65
06	6.25	12.65	12.90	7.90
07	7.50	13.90	14.15	9.15
08	8.75	15.15	15.40	10.40
09	10.00	16.40	16.65	11.65
10	11.25	17.65	17.90	12.90
11	12.50	18.90	19.15	14.15
12	13.75	20.15	20.40	15.40
13	15.00	21.40	21.65	16.65
14	16.25	22.65	22.90	17.9
15	17.50	23.90	24.15	19.15

紅焱電子有限公司

GENERAL TOLERANCE			
X.	±0.50	X.	±5°
X.X	±0.30	X.X	±2°
X.XX	±0.20	X.XX	±1°
		UNITS:	mm

USE: CUSTOMER
APPD: Shaojinghe
CHKD: Zenglingqing
DR: Jiangjianyin

TITLE: 1.25mmPITCH 90°WAFER SMT TYPE
PART NO.: A1254AWR-NP
DWG NO.:
SCALE 1 : 1
SHEET 1 / 1